


WELCOME TO KS1



**Information for
Year 1 and Year 2**



Mrs Matharu

AGENDA FOR TODAY'S MEETING



- Uniform
- P.E. Kits
- School Dinners, Packed Lunch and Cool Milk
- Water bottles
- Homework (sight words, spelling, maths, reading)
- Tips for Supporting Literacy
- Tips for Support Numeracy
- Year 1 – Transition, Phonic Screen
- Year 2 – Phonic Re-test, SAT
- Trips
- Upcoming Important Dates
- Where to Find More Information



KS1 UNIFORM



For Girls:

- Grey skirt or dress, or plain grey tailored trousers (winter)
- Blue/white check summer dress (Summer)
- White blouse or polo shirt
- Navy-blue cardigan or jumper/sweatshirt. With school logo preferred
- Navy-blue or grey tights
- Black shoes

For boys:

- Grey trousers or shorts
- White shirt or polo shirt
- Navy-blue sweatshirt/jumper. With school logo preferred
- Black shoes

Younger children find velcro and buckles easier to manage than laces.



KS1 UNIFORM

Please label each item of your child's clothing.



KS1 UNIFORM



- Hairbands should be plain fabric or plastic without large decorations.
- The wearing of make-up and nail varnish is not allowed.
- **EARRINGS MUST NOT BE WORN**
- Children may not wear watches or any other jewellery.
- Children's haircuts and styles must be of a sensible nature. The colouring of pupil's hair is not allowed. Extreme hairstyles, such as Mohawks/Mohicans etc or stripes and motifs are also not allowed



P.E. KITS



- Navy Shorts
- White T shirt
- Plimsolls or trainers
- A navy tracksuit can be worn for outdoor games during cooler weather

Most items of uniform can be bought from High Street shops.

Sweatshirts, Cardigans and Polo Shirts with the school logo, hats, book bags and PE bags, are available from the school. Please ask for an order form from the school office.



P.E. KITS



Please label each item of your child's clothing.



SCHOOL DINNERS, PACKED LUNCHES AND COOL MILK



School Dinners:

- All children in KS1 are eligible for free school dinners
- Children have the choice of 1 of 3 dinner options each day. A menu is available in your child's class and on the school website
- We encourage the children to tell us what they are having as we do the register

Packed Lunches:

- A sandwich or similar carbohydrate based food (e.g. Rice, pasta)
- Biscuits and crisps are permitted, but not chocolates, sweets or fizzy drinks.

Cool Milk

- Milk can be ordered at a cost at www.coolmilk.com



Fruit is offered as a snack daily.

WATER BOTTLES



- Bring in a labelled water bottle for the classroom, playtimes and lunch times.
- Please only put water in water bottles (no diluted drinks or fizzy drinks)



HOMEWORK



| Subject | Dates |
|---------------------|---|
| Home Reading | <ul style="list-style-type: none">•Please read daily with your child.•New books sent home on Monday, Wednesday and Friday provided that the home reading record has been signed. |
| Spellings | <ul style="list-style-type: none">•Spellings tests on Wednesdays•Lists are based on phonic sounds taught that week•Please practise using look, cover, check method |
| Sight Words | <ul style="list-style-type: none">•Individualised to your child's needs•Tested once a fortnight |
| Maths | <ul style="list-style-type: none">•Assigned Wednesday to be returned Tuesday |



TIPS FOR SUPPORTING LITERACY



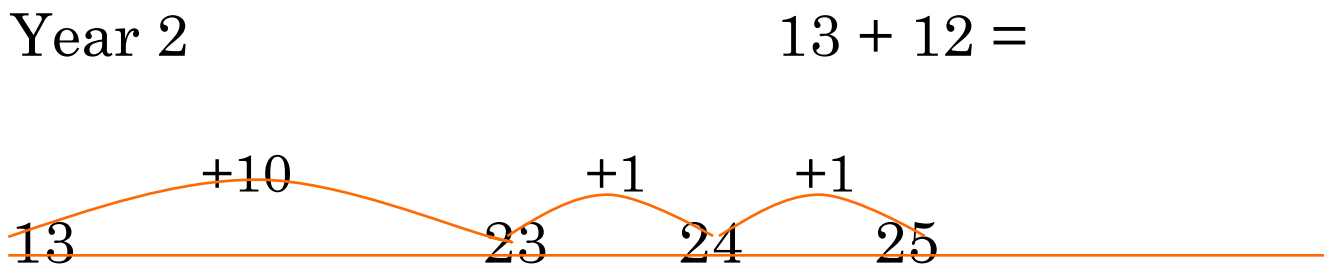
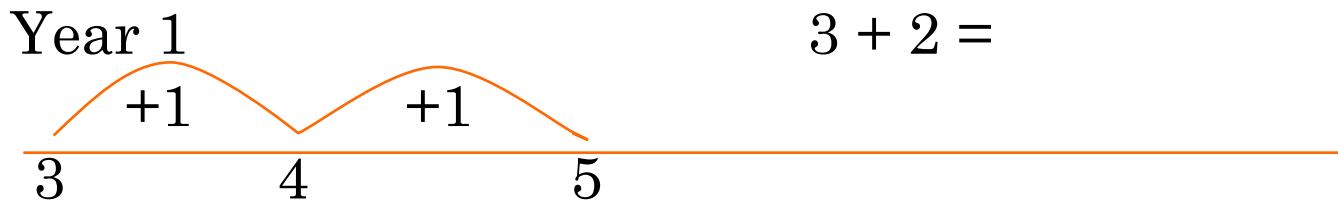
- Use phonetic sound of a letter before referring to the name of the letter
- Phoneme fingers
- Use “chunking” to help your child break down longer words when reading and writing
- Practise sight words with the aim of immediate recognition
- Encourage your child to try a range of strategies when reading an unfamiliar word (look at pictures, look at sounds, skip the word and read on)



TIPS FOR SUPPORTING NUMERACY



- Encourage your child to explain their thinking (e.g. “How did you get that answer?” “How do you know that?”)
- Recall of number bonds up to 10 and 20, doubles, times tables
- Use number lines to help your child with calculations





YEAR 1 – TRANSITION, PHONIC SCREEN

- We are currently transitioning the children from a Reception formatted day to a Year 1 formatted day.
- Children currently work with the teacher in small groups and have the opportunity to choose from a range of resources in the room.
- The new learning environment and structure has been adapted to the continuous provision approach to better support the children with accessing the curriculum and address any misconceptions.
- Phonics is taught daily with additional sessions provided for children based on need. **Phonic Screening takes place in June.** Children read a range of real and “alien” words. You will be notified about how your child has performed.



PHONICS - REAL WORDS AND ALIEN WORDS

Real words

- Ground
- Screw
- Coin
- Turnip
- Sleepy

Alien words

- Poub
- Newn
- Sloin
- Urp
- Leex



YEAR 2 – PHONIC RE-TEST, SAT



- Children who did not pass the phonic screening at the end of Year 1 have the opportunity to sit the screen again in June this year. It will be the same test given to Year 1 students. Additional phonic sessions will be organised throughout the year based on need.
- SATs are administered in May. There is a Reading paper which focuses on comprehension, Spelling test, Grammar and a Maths paper as well. In preparation children will complete past papers in similar test conditions throughout the year. Final levels are still based on Teacher Assessment.



TRIPS

- All classes will have trips planned in relation to their topic.
- All pupils attending the trip will be using public transport when travelling into Central London .
- Our school policy is that we do not take parents as we have full staff capacity who are fully trained to meet the needs of all pupils.

