



Pupils eligible for pupil premium Outcomes 2017

Diminishing the difference Attainment Summer Outcomes 2017							
READING							
YEAR GROUP	PP COHORT	PP %	NON PP %	GAP	PP%	ALL	GAP
YR	18	72	82	-10	72	80	-8
Y1	23	72	73	-1	72	73	-1
Y2	20	50	85	-35	50	76	-26
Y3	34	80	80	0	80	80	0
Y4	31	77	80	-3	77	79	-2
Y5	30	70	77	-7	70	74	-4
Y6	26	81	89	-8	81	86	-5
WRITING							
YEAR GROUP	PP COHORT	PP %	NON PP %	GAP	PP%	ALL	GAP
YR	18	72	82	-10	72	80	-8
Y1	23	68	71	-3	68	70	-20
Y2	20	45	83	-38	45	74	-29
Y3	34	71	71	0	71	71	0
Y4	31	68	74	-6	68	71	-3
Y5	30	66	76	-10	66	73	-7
Y6	26	81	89	-8	81	86	-5
MATHS							
YEAR GROUP	PP COHORT	PP %	NON PP %	GAP	PP%	ALL	GAP
YR	18	83	88	-5	83	86	-3
Y1	23	82	81	+1	82	81	+1
Y2	20	55	84	-29	55	77	-22
Y3	34	74	80	-6	74	77	-3
Y4	31	80	83	-3	80	82	-2
Y5	30	66	76	-10	66	73	-7
Y6	26	88	91	-3	88	90	-2



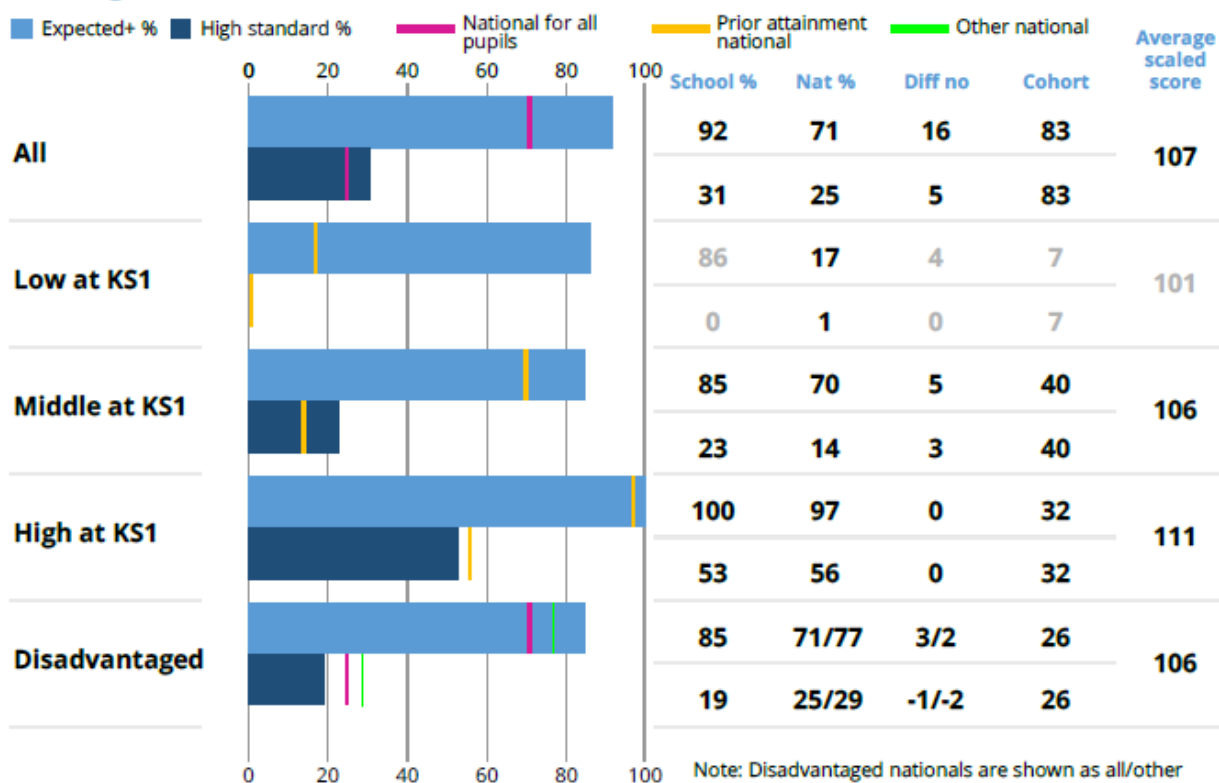
Pupils eligible for pupil premium Outcomes 2017

Expected Progress + 2016-2017																		
ALL %																		
Progress	Year 1			Year 2			Year 3			Year 4			Year 5			Year 6		
	Read	Write	Maths	Read	Write	Maths	Read	Write	Maths	Read	Write	Maths	Read	Write	Maths	Read	Write	Maths
Expected +	91	87	96	78	77	76	90	78	88	86	76	87	80	80	87	96	95	100
PUPIL PREMIUM %																		
Progress	Year 1			Year 2			Year 3			Year 4			Year 5			Year 6		
	Read	Write	Maths	Read	Write	Maths	Read	Write	Maths	Read	Write	Maths	Read	Write	Maths	Read	Write	Maths
Expected +	92	88	96	64	78	64	89	80	78	79	64	72	79	86	99	95	91	100

Key stage 2

Crowlands Primary School

Reading attainment in 2017





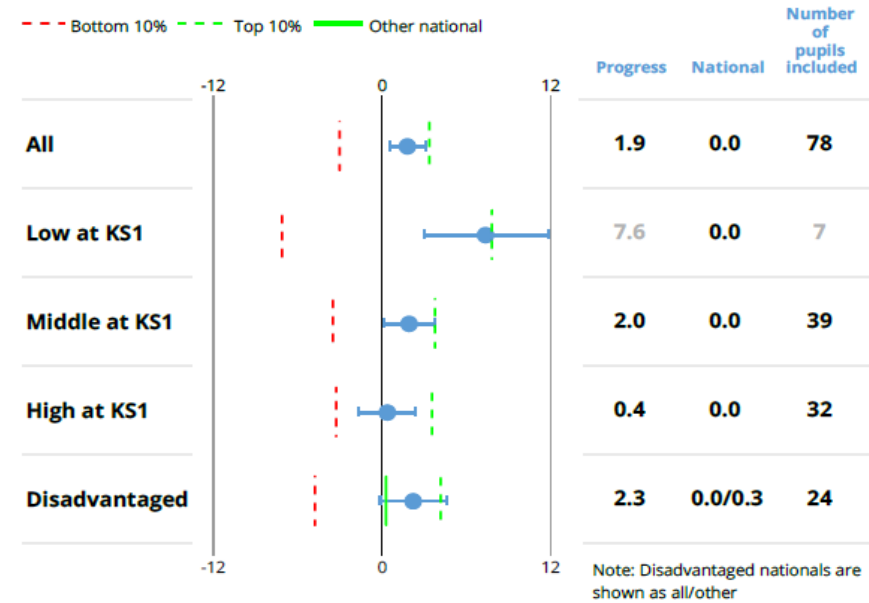
Pupils eligible for pupil premium Outcomes 2017

Key Stage 2

Key stage 2

Crowlands Primary School

Reading progress in 2017



Significantly below national and in bottom 10%

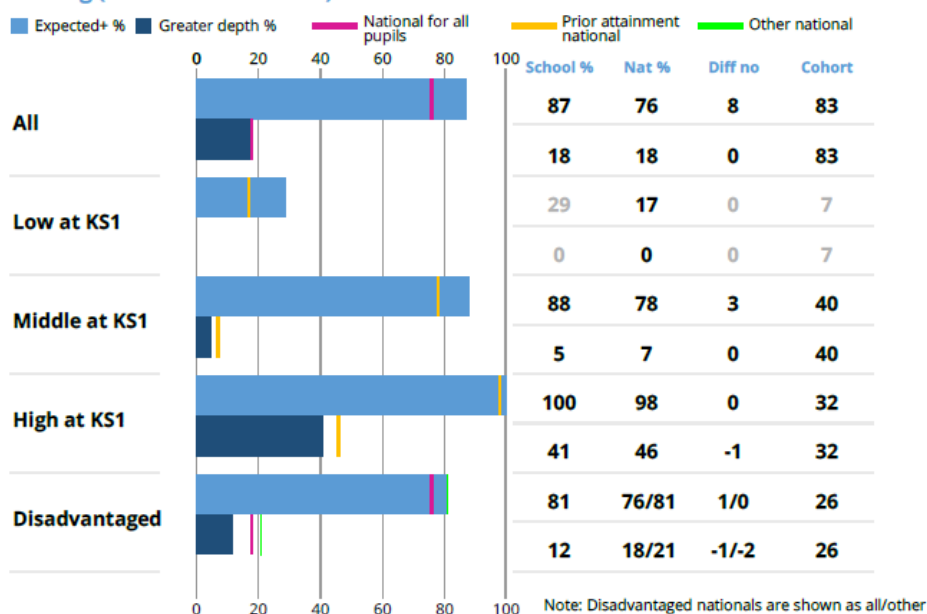
Significantly above national and in top 10%

Shading based on statistical significance and top/bottom 10% will not be shown for special schools.

Key stage 2

Crowlands Primary School

Writing (teacher assessment) attainment in 2017



Writing data is based on teacher assessments. Users should be cautious when using this data.

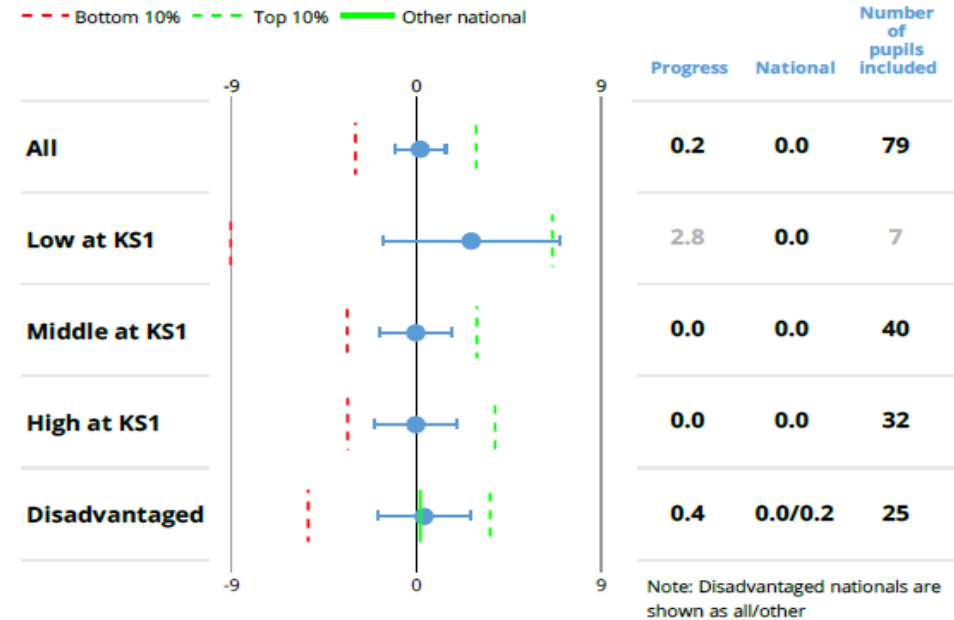


Pupils eligible for pupil premium Outcomes 2017

Key stage 2

Crowlands Primary School

Writing (teacher assessment) progress in 2017



Significantly below national and in bottom 10%

Significantly above national and in top 10%

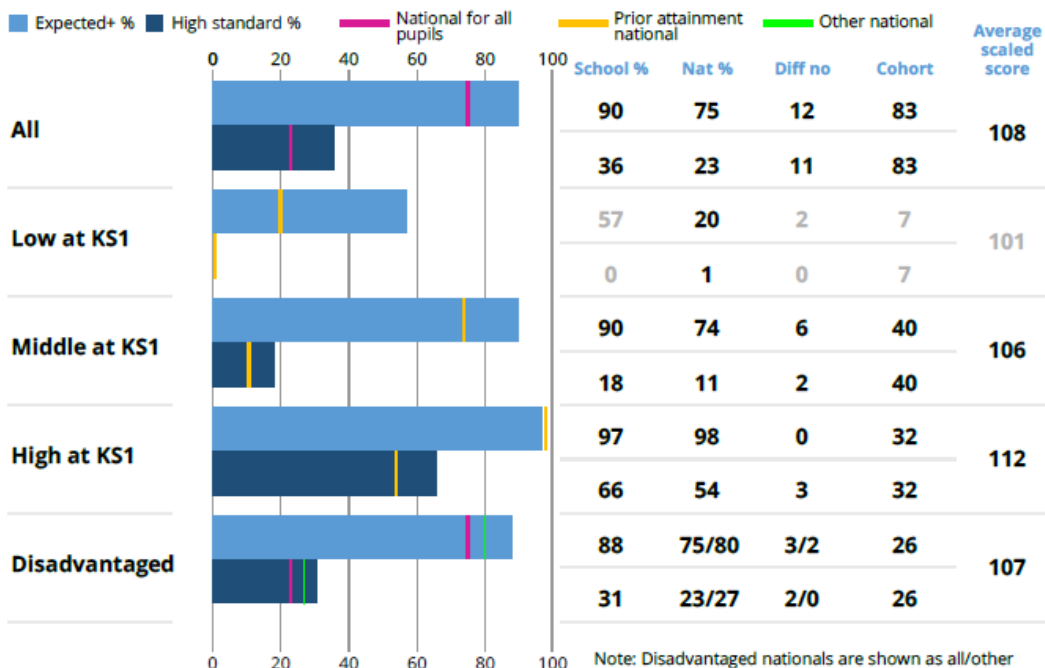
Shading based on statistical significance and top/bottom 10% will not be shown for special schools.

Writing data is based on teacher assessments. Users should be cautious when using this data.

Key stage 2

Crowlands Primary School

Mathematics attainment in 2017



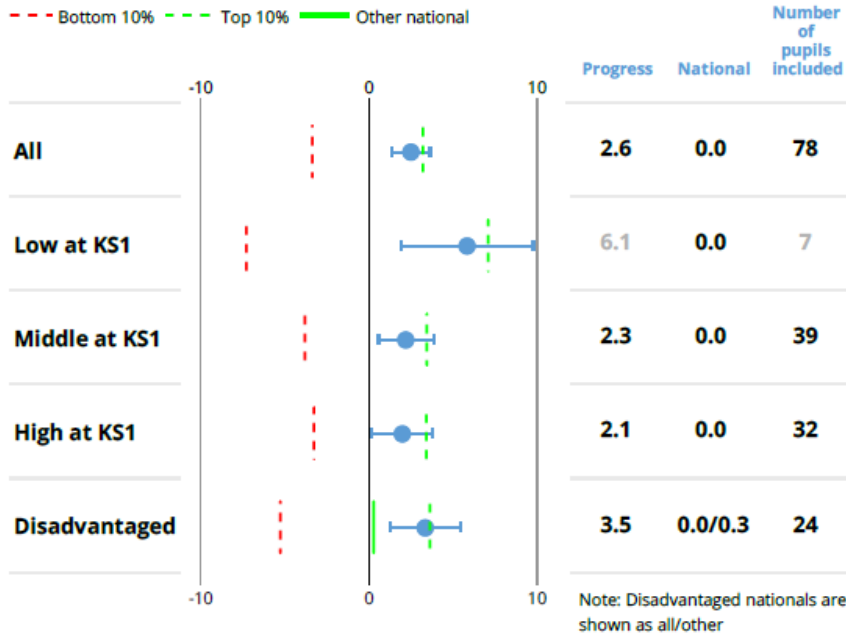


Pupils eligible for pupil premium Outcomes 2017

Key stage 2

Crowlands Primary School

Mathematics progress in 2017

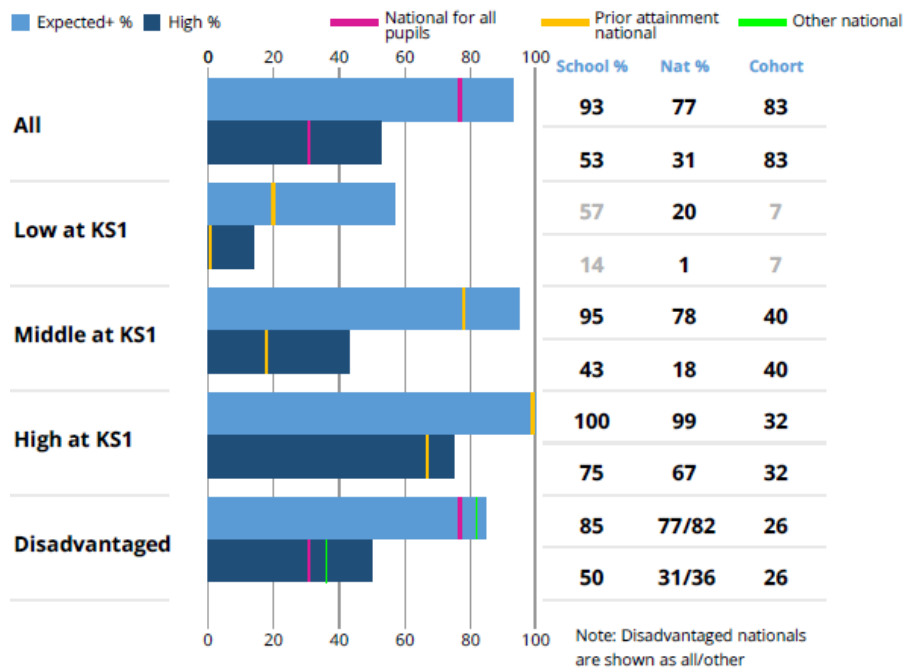


Significantly below national and in bottom 10%

Significantly above national and in top 10%

Shading based on statistical significance and top/bottom 10% will not be shown for special schools.

English grammar, punctuation and spelling (EGPS) in 2017



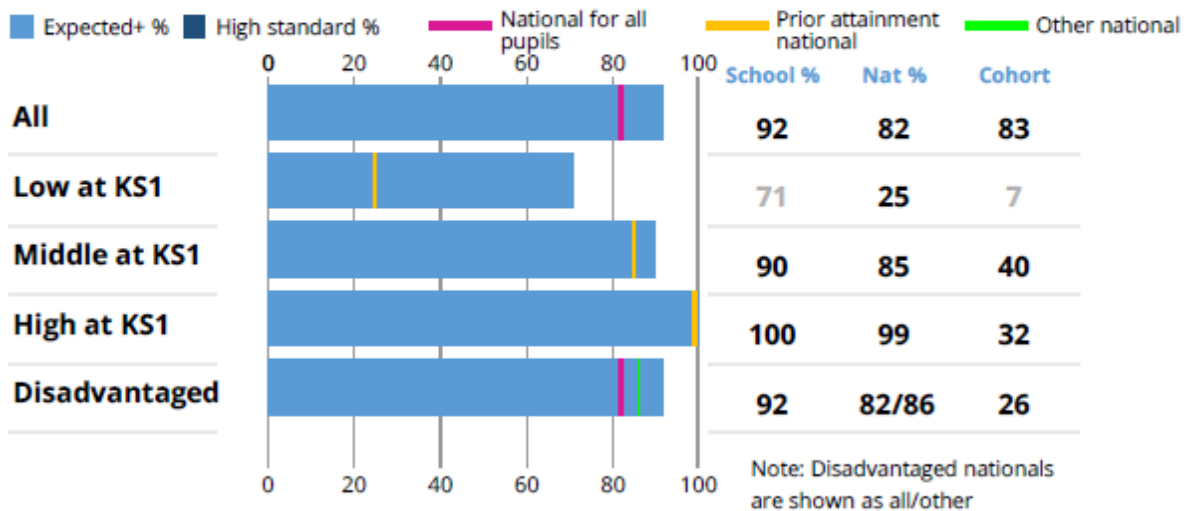


Pupils eligible for pupil premium Outcomes 2017

Key stage 2

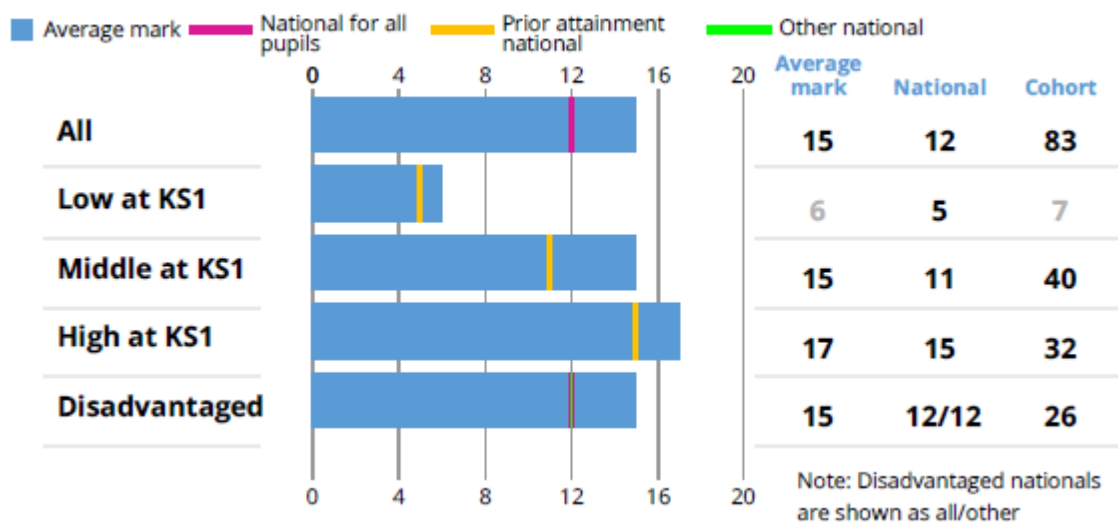
Crowlands Primary School

Science attainment in 2017



Science data is based on teacher assessments. Users should be cautious when using this data.

Spelling

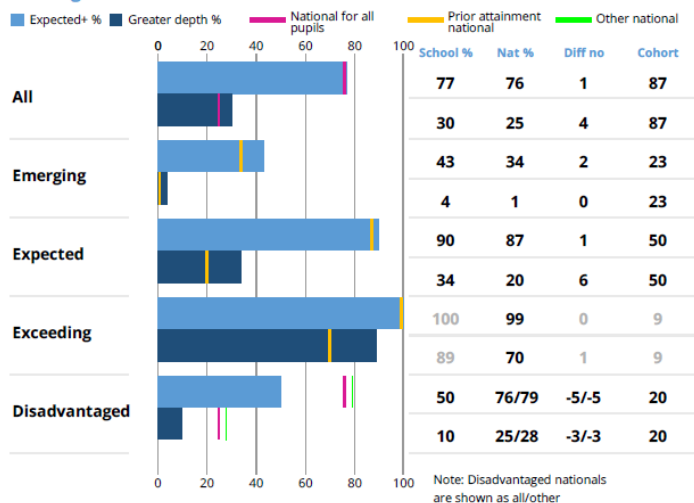




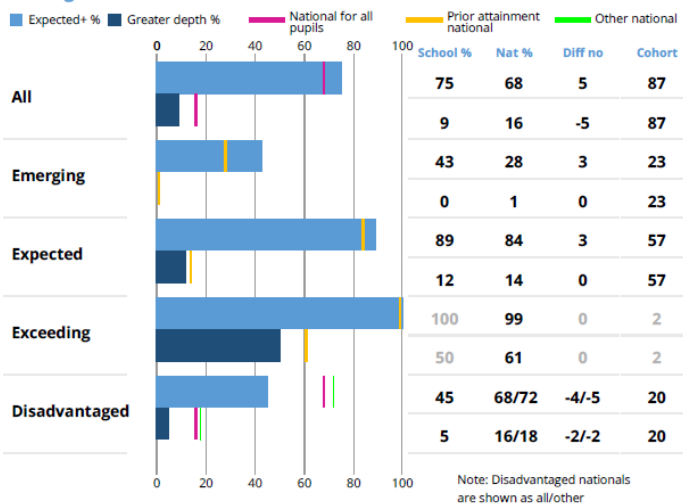
Pupils eligible for pupil premium Outcomes 2017

Key Stage 1

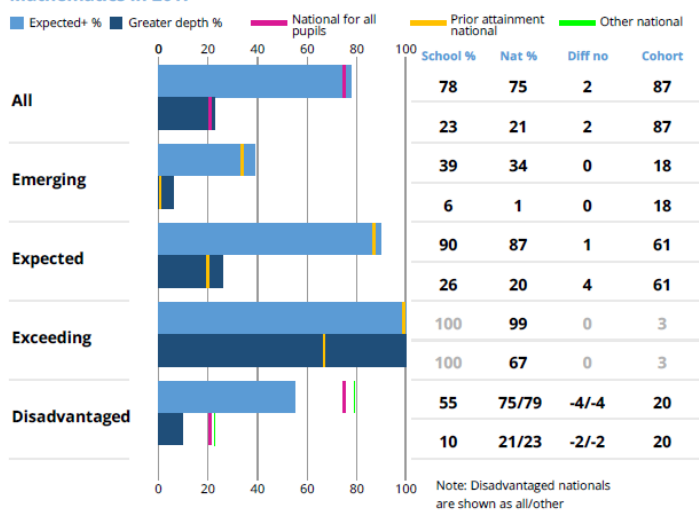
Reading in 2017



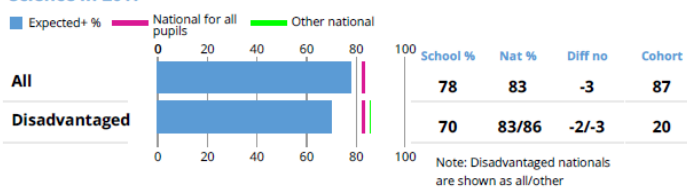
Writing in 2017



Mathematics in 2017



Science in 2017





Pupils eligible for pupil premium Outcomes 2017